

## FLOOR DOOR

Side B	Side C	Side D	VERSION	H LIGHT	H FRAME	FRAME	WINDOW	GLASS	ACCESSORIES
0 1 2			Standard RAL 9010**	2000	2100	RAL 9010**	Double	Transparent	PE
		0	Standard RAL 9005**	2000	2100	RAL 9005**	Double	Transparent	PE

C1 = Enabling key for the floor button pad (single insertion) C2 = Enabling key for the floor button pad (double insertion) PM = Button pad on the wall PE = Outside lock and button pad

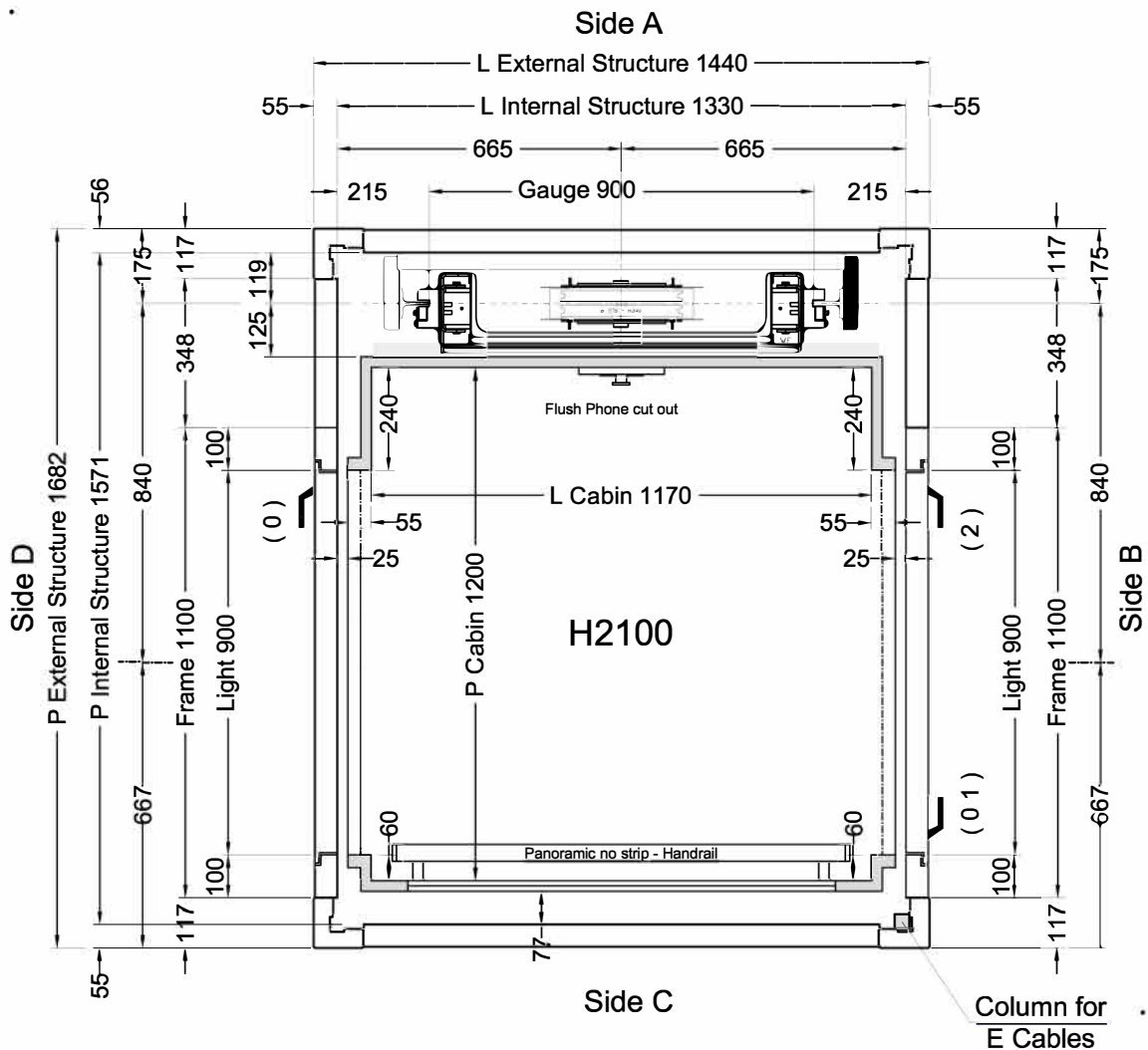
### Shaft V52

ENVIRONMENT	VERSION	Cladding	START	ROOF	ANCHORAGE
Outside	G + RAL *	Glass	Pit bottom	For Outside	Anchorage to care of the Customer. Ancoraggio a cura del Committente.
Esterno	Z + RAL *	Vetro	Fondo Fossa	Per esterno	

(\*) Galvanized and RAL 9005 Polished - Smooth

(\*\*) Polished - Smooth finish - No raised edges

(\*) Zincata e RAL 9005 Lucido Liscio

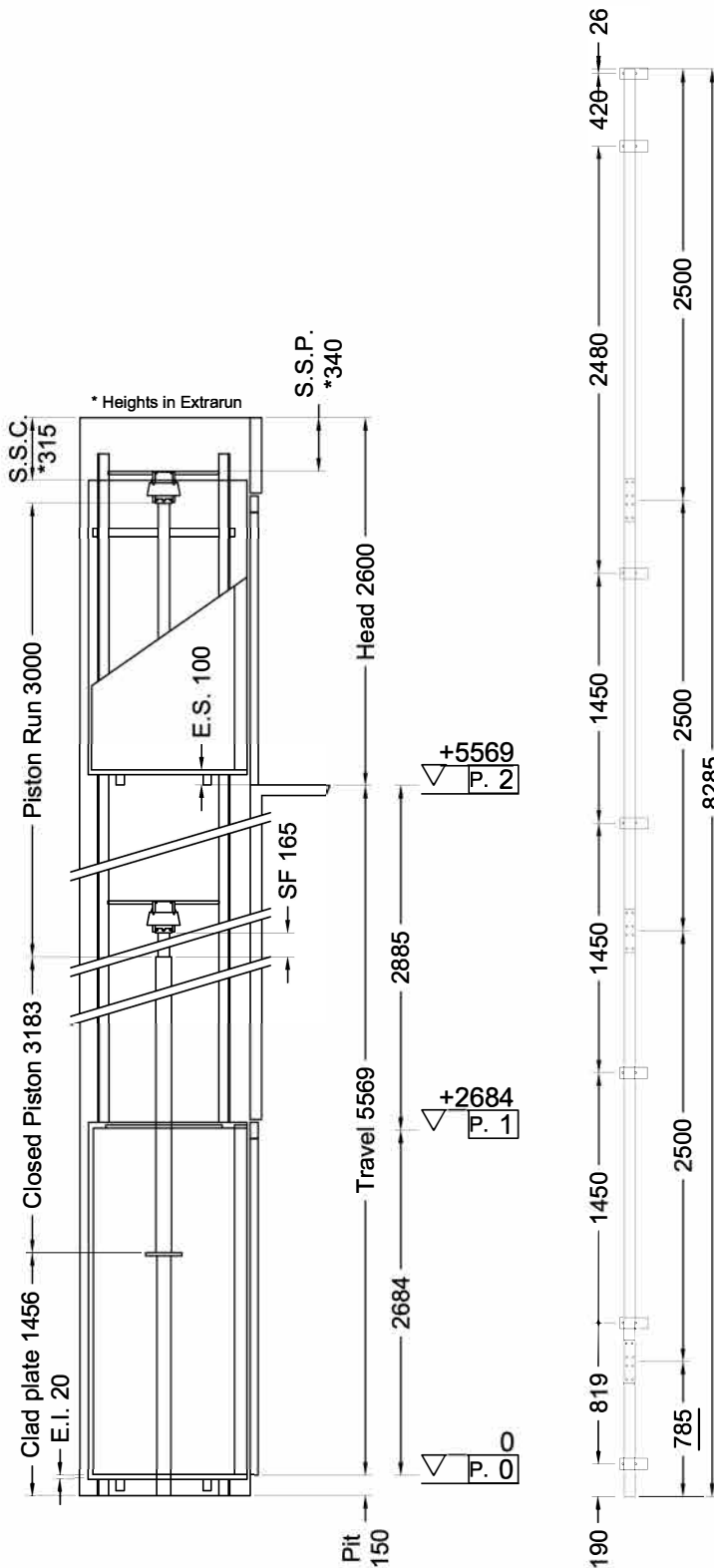


Cabina  
Classica

**Stops: 3 - Doors: 4**

Shaft in **Shaft V52**

ORDER NUMBER	VERSI NS	Description	Designer	Date	Final Drawings	
					Model	SHEET
		modifiche varie	D.Ogliastro	05/06/2017	ELFO	1/4
		modifiche varie	D.Ogliastro	09/05/2017		SHEET DIMENS.
		Modifiche varie	D.Ogliastro	03/05/2017		A3
CLIENT			Final Drawings Dario O.	1° STESURA	EP	SCALE
			L. Del Bianco	30/06/17		1:12.5
CAPACITY			AREA m²	CAPACITY		
300 kg			1,44			



Indirect Installation Speed 0,3 m/s 30/06/17 16.07 (V.2984) <sup>EN</sup>

THRUST DURING NORMAL OPERATION			THRUST OF SAFETY DEVICE INTERVENT.		
P	(N)	11152	P	(N)	628
N	(N)	770	N	(N)	7576
F1	(N)	1683	F1	(N)	2806
F2	(N)	342	F2	(N)	570

SPACES		PRESSURES		
E.I.	Extrarun below cabin (mm)	20	Max static pressure (bar)	34,21
E.S.	Extrarun above cabin (mm)	100	Min static pressure (bar)	18,91
SF.	Piston extraction (mm)	165	Overpressure limit (bar)	47,89
S.S.P.	Piston/head (mm)	340	Residual pressure (bar)	1,63
S.S.C.	Cabin/head (mm)	315		

HYDRAULIC UNIT		MECHANICAL PARTS	
Central unit	<b>OMARLIFT DRY ECO (-*)</b>		
Capacity (l/min)	35	Guide rails	<b>70x70x9</b>
Motor (V)	<b>MF230V</b>	Brackets	(Nr) 7
Power (Kw)	2,9	Ropes	$\varnothing$ 9 mm 6-(1+9+9)
Nominal current (A)	17	Cables length (mm) 2 x	11000
Piston	<b>OMARLIFT HC</b> ( $\varnothing$ )70x5x3000	Min actual breaking load (N)	<b>47300</b>
Opt. oil position	<b>BASSO</b>		
Tubing	<b>3/4" EN 853 1SN - FD M30x2 - FD M30x2</b>		
Tubing length (mm)	10000		
Min hydraulic oil (L)	31		

SECURITY DEVICES	Manufacturer	Model	Certificate
Safety Gear	<b>PFB</b>	<b>BP1</b>	<b>TÜV AFV515</b>
Block Valve	<b>OMARLIFT</b>	<b>HC-34</b>	<b>TÜV 44 208 07 352266 004</b>
Key Locks	<b>SCHMERSAL</b>	<b>IP67</b>	<b>TÜV ATV 528</b>

MACHINERY LOCATION			
At floor	0	Length of the hose travel	6000 (mm)
Cables enter in shaft: Side	A		

CABIN		CABIN ACCESSORIES	
Panels	<b>Inox Lino Rosso</b>	Panoramic No Strip	<b>Side C</b>
Finishes	<b>Inox Scotch Brite</b>	Handrail on profiles	<b>Inox S.B., Side C</b>
Oper. panel	<b>Vertical - Inox Scotch Brite</b>	Outside covering	<b>Side C, Roof</b>
Floor	<b>121-155 - SMOKED PEARL</b>	Outside finishing	<b>Inox Scotch Brite</b>
Ceiling	<b>CLOSED - Inox Scotch Brite</b>		

- OTHER ACCESSORIES**
- Enabling key for the cabin button pad, double insertion
  - Mechanic painted RAL 9005
  - Guides dimension 2.5 m
  - Piston painted RAL 9005
  - Two speed**
  - Handles CASPIM (Long)
  - Cabinet: Blu Stellato B41SMM
  - Full height infra-red curtain V2
  - Floor Button Pad fixed to the Wall
  - Roof covering**
  - Automatic Control 2011
  - Call Accept + Emergency manual descent from cabin
  - Flush Phone on Vertical COP**



ORDER  
ORDER NUMBER

CLIENT

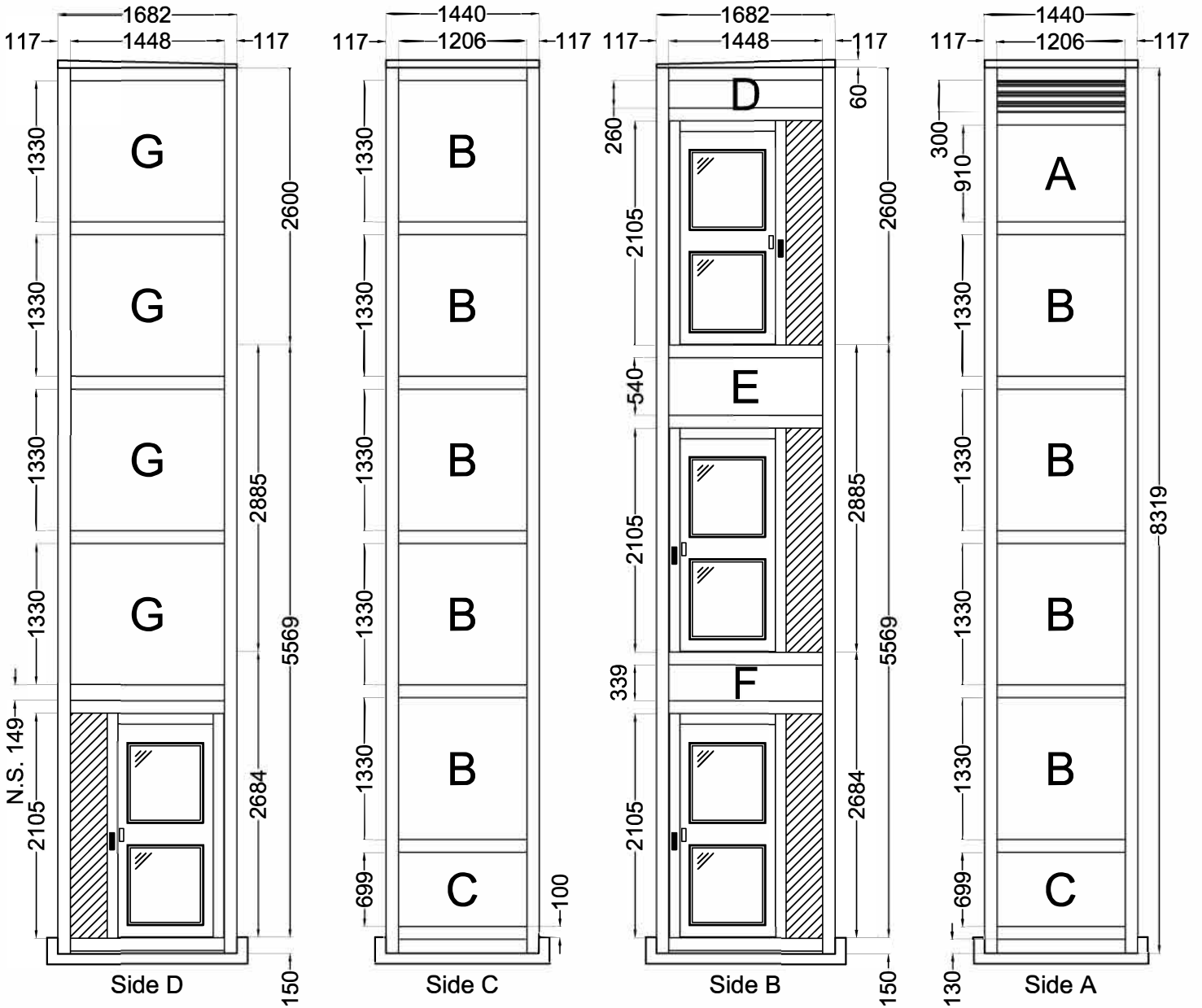
Final Drawings  
L. Del Bianco  
Final Drawings  
SCALE  
OUT OF SCALE  
1° STESURA  
30/06/17  
SHEET  
2/4

### Shaft V52 ()

ENVIRONMENT	VERSION	Cladding	START	ROOF	ANCHORAGE
Outside	G + RAL *	Glass	Pit bottom	For Outside	Anchorage to care of the Customer. Ancoraggio a cura del Committente.
Esterno	Z + RAL *	Vetro	Fondo Fossa	Per esterno	

(\*) Galvanized and RAL 9005 Polished - Smooth  
 (\*) Zincata e RAL 9005 Lucido Liscio

*Anchorage in height of 3 frames in head and every 3.5 m max*



ORDER	Final Drawings	L. Del Bianco	1° STESURA
ORDER NUMBER	Final Drawings		30/06/17
	SCALE		SHEET
			3/4

- Grid G + RAL 9005 Polished - Smooth
- CLADDING G + RAL 9005 Polished - Smooth