

FLOOR DOOR

Side B	Side C	Side D	VERSION	H LIGHT	H FRAME	FRAME	WINDOW	GLASS	ACCESSORIES
		G 1	Aluminium Anodized + RAL 9010**	2000	2100	Anodized Al. + RAL 9010**	Panoramic	Transparent	<u>Doors Hold Open Latch</u>

C1 = Enabling key for the floor button pad (single insertion) C2 = Enabling key for the floor button pad (double insertion) PM = Button pad on the wall PE = Outside lock and button pad

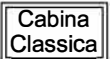
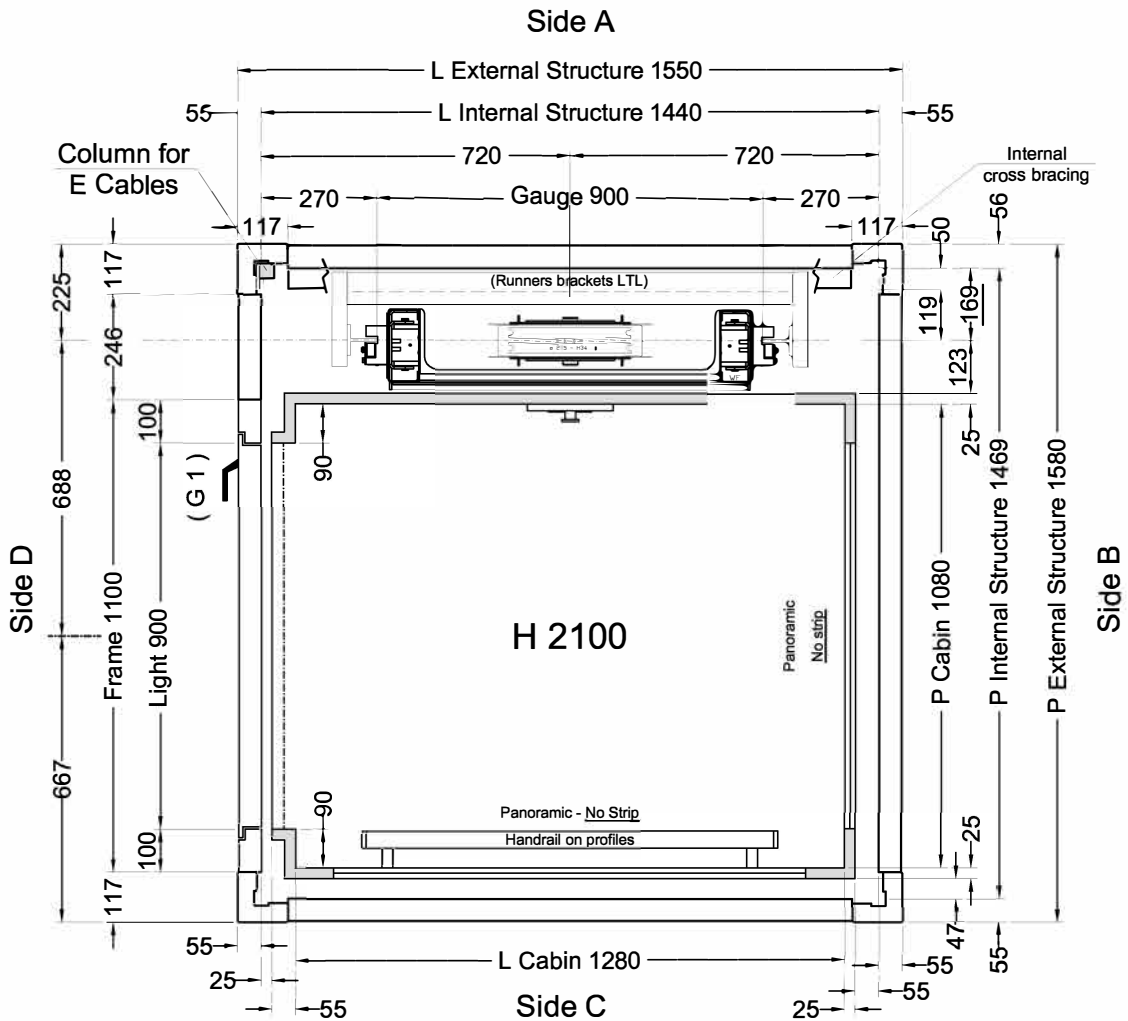
Shaft V52 ()

ENVIRONMENT	VERSION	Cladding	START	ROOF	ANCHORAGE
Outside	G + RAL *	See pages 3 and 4	Pit bottom	For Outside	Anchorage to care of the Customer. Ancoraggio a cura del Committente.
Esterno	Z + RAL *	Vedi Pag. 3 e 4	Fondo Fossa	Per esterno	

(*) Hot-dip Galvanizing and painted
RAL 9010 Semi-polished Orange peel

(**) Semi-polished - Orange peel

(*) Zincata a Caldo e verniciata
RAL 9010 Semilucido Bucciato

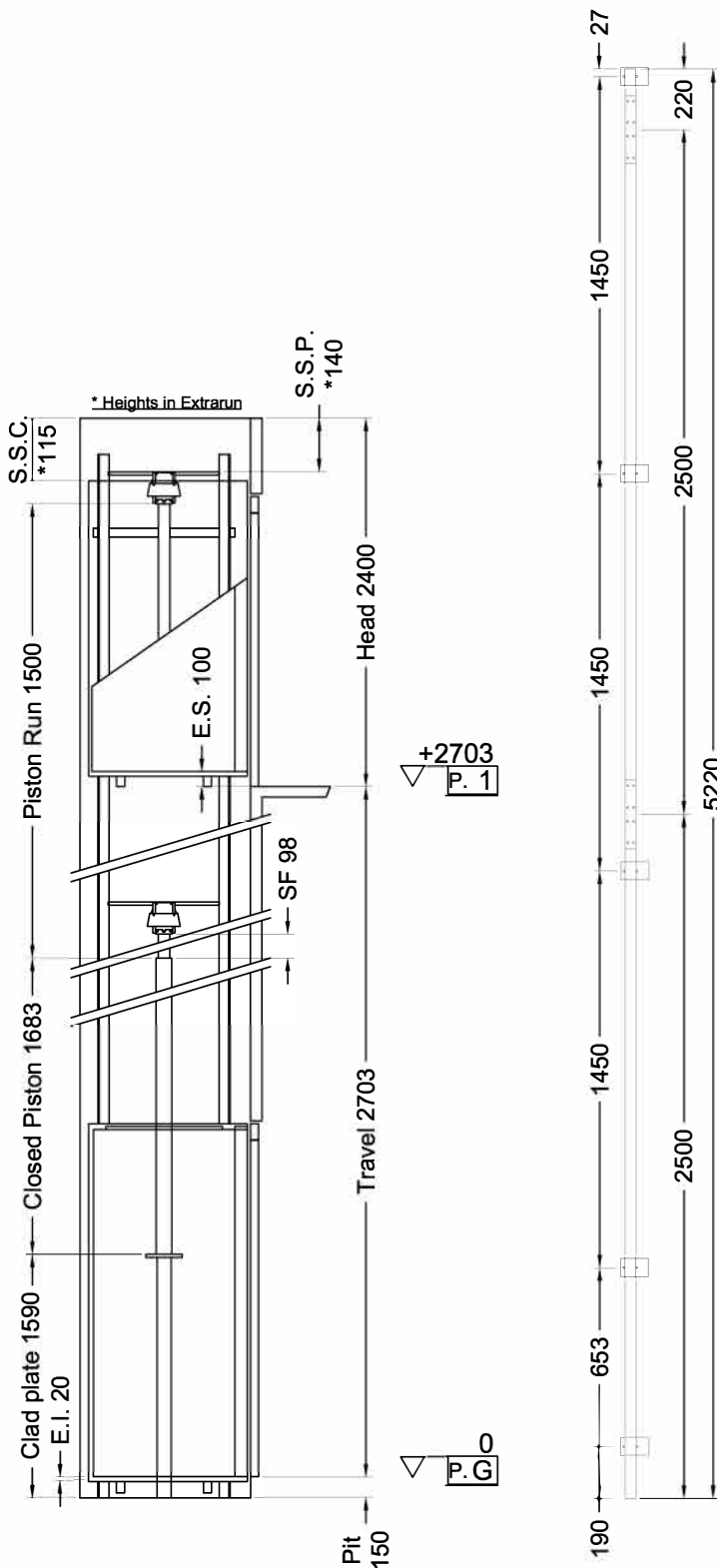


Stops: 2 - Doors: 2

Shaft in **Shaft V52 ()**

Customer own flooring: Dimensions **1305 (L) x 1080 (P)** thks **20 mm** Weight: **50 kg**

ORDER	Description	Designer	Date	Final Drawings	
				Model	SHEET
ORDER NUMBER	VERSIONS molteplici modifiche	D. Ogliastro	19/07/2016	ELFO	1/4
PS2295					SHEET DIMENS. A3
					SCALE 1:12.5
		Final Drawings L. Del Bianco	1° STESURA 25/08/16	CAPACITY	AREA m²
				300 kg	1,39



Indirect Installation Speed 0,3 m/s 25/08/16 16.54 (V.2910) ^{62D}

THRUST DURING NORMAL OPERATION			THRUST OF SAFETY DEVICE INTERVENT.		
P	(N)	12191	P	(N)	510
N	(N)	497	N	(N)	8115
F1	(N)	1708	F1	(N)	2847
F2	(N)	344	F2	(N)	573

SPACES		PRESSURES		
E.I.	Extrarun below cabin (mm)	20	Max static pressure (bar)	38,62
E.S.	Extrarun above cabin (mm)	100	Min static pressure (bar)	23,33
SF.	Piston extraction (mm)	98	Overpressure limit (bar)	54,07
S.S.P.	Piston/head (mm)	140	Residual pressure (bar)	1,33
S.S.C.	Cabin/head (mm)	115		

HYDRAULIC UNIT		MECHANICAL PARTS	
Central unit	GMV HL 3010 (-*)		
Capacity (l/min)	35	Guide rails	70x70x9
Motor (V)	MF230V	Brackets	(Nr) 5
Power (Kw)	2,9	Ropes	Ø 11 mm 6-(1+9+9)
Nominal current (A)	27	Cables length (mm) 2 x	8000
Piston	OMARLIFT HC (Ø)70x5x1500	Min actual breaking load (N)	70700
Opt. oil position	BASSO		
Tubing	3/4" EN 853 1SN - FD 3/4" - FD M30X2		
Tubing length (mm)	11000		
Min hydraulic oil (L)	39		

SECURITY DEVICES	Manufacturer	Model	Certificate
Safety Gear	PFB	BP1	TÜV AFV515
Block Valve	OMARLIFT	HC-34	TÜV 44 208 07 352266 004
Key Locks	Prudhomme	PLT/L/CPX NL 11-400-1002-125-02	

MACHINERY LOCATION			
At floor	G	Length of the hose travel	7000 (mm)
Cables enter in shaft: Side	A		

CABIN		CABIN ACCESSORIES	
Panels	Grigio PPS1	Panoramic No Strip	Side B, C
Finishes	Similinox F12PPS	Handrail on profiles	Aluminium, Side C
Oper. panel	VERTICAL (Like finishes)	Outside covering	Side B, C, D, Roof
Floor	By Customer	Outside finishing	Similinox F12PPS
Ceiling	DAMA - Grigio PPS1		

- OTHER ACCESSORIES**
- Guides dimension 2.5 m
 - Manual pump
 - Manostat with overweight signal
 - Two speed
 - Return to the lower floor after adjustable time
 - False head device
 - Handles CASPIM (Long)
 - Telephone by Lift Shop
 - Full height infra-red curtain V2
 - Roof covering
 - Automatic Control 2011
 - Call Accept + Emergency manual descent from cabin
 - Blue Buttons - Cabin Buttons: "G, 1"
 - Doors Hold Open Latch



ORDER

ORDER NUMBER

CLIENT

Final Drawings
L. Del Bianco

Final Drawings

SCALE
OUT OF SCALE

1° STESURA
25/08/16

SHEET
2/4